



دانشگاه علوم پزشکی مجازی
Virtual University of Medical Sciences

Instructions for Students

Virtual University of
Medical Sciences

navid.vums.ac.ir

muinauid.vums.ac.ir

Prepared By:
Medical University of Isfahan

How to use Navid?

For Students



1	Sing in 3	6	Discussion Group 14
2	Main Parts 6	7	Exams 15
3	Courses 8	8	Inbox & Messages 16
4	Resources 10	9	Classes 17
5	Assignments 12	10	Your Account 18



1 Sing in

You can sign in to Navid System by logging in the Sama System with your username and password.

Navid Academic Learning Management System

Login to System

SAMA

NAVID

NAVID Learning management system

NAVID sign in

✉ Email

🔒 Password

Sign in

Remember me

[Forgot My password](#)



- After the first time you log in Sama System, the system automatically asks you to enter your email address.

Note: If you enter a valid email, you can log in to Navid System with the login key and registered email.

- Without a Sama account, you are still able to enter Navid with username and password. You can ask the university IT staff about username and password.

فارسی

Home | FAQ | Support

NAViD Learning management system

Esfahan University of Medical Sciences

Navid

Academic Learning Management System

Login to System

NAVID SAMA



- Enter your username and password, then you can access to your account for courses and educational works.

NAVID Learning management system

NAVID sign in

Email

Password

Sign in

Remember me

[Forgot My password](#)



2 Main Parts

In the main page, there are two sections for current and previous courses.

- Current courses cover what you need to learn in your semester.
- The previous courses have been studied in the past.

Course Title	Teacher	Credits	Students	View
کاربرد رایانه در آموزش 3 (بادگیری الکترونیکی و بادگیری از راه دور)	Rita Mojtahezadeh	0	11	View
کارآموزی	Rita Mojtahezadeh	0	9	View



فیزیولوژی اعصاب و حواس ویژه

982	Group	1.5	29	
99	Credits	Students	1112943114	
2	0	0	0	0

View




When the green button **“View”** is activated, the course is ready.



↳ At the top of the page, you see each course syllabus. It gives you an insight into the subjects and evaluation. Notifications inform you about changes and updates.

Course management / فیزیولوژی اعصاب و حواس ویژه



فیزیولوژی اعصاب و حواس ویژه

📅 982 📁 Group 99 📄 1.5 Credits 👤 29 Students

[Course Introduction ?](#)

List of courses

Contents	2
Assignment	0
Exams	0
Message	0
Discussions	0
Classes	0



3 Courses

To learn about courses, start with first page. Here you can get familiar with instructor(s), teacher assistant(s), credit, number of students and other details.



فیزیولوژی اعصاب و حواس ویژه

📅 982

☰ Group 99

📖 1.5 Credits

👥 29 Students

📖 Course Introduction ?

Contents	2
Assignment	0
Exams	0
Message	0
Discussions	0
Classes	0

Contents ²

Assignments

Exams

Discussions

Classes

Messages

New Message

All message

Sent

⇒ Each course has several sections at the beginning, including **contents**, **assignment**, **exams**, **discussions**, **classes** and **messages**.

Note: All these sections should be filled in advance by your instructor(s). Empty sections have not been completed yet.



فیزیولوژی اعصاب و حواس ویژه

📅 982

👤 Group 99

📖 1.5 Credits

👥 29 Students

[Course Introduction](#) ⓘ

Contents 2

Assignment 0

Exams 0

Message 0

Discussions 0

Classes 0

[Course Discription](#)

[Instructors](#)

[Evaluation](#)

[Students](#)

Course Introduction

[← Back](#)

Course plan

Year: 2019-2020

Semester: First, Second,
Summer

Number of students:

- 🏷️ The Evaluation section informs you about how the evaluation should be performed and what sections is assigned to your exam.
- 🏷️ In the Student section you see your fellow classmates who are with you in this course.



4 Resources

You can see essential resource and materials. These includes all sorts of text such as word or pdf files.

Course management / فیزیولوژی اعصاب و حواس ویژه

List of courses



فیزیولوژی اعصاب و حواس ویژه

📅 982

👤 Group 99

📄 1.5 Credits

👥 29 Students

[Course Introduction ?](#)

Contents	2
Assignment	0
Exams	0
Message	0
Discussions	0
Classes	0

Contents ²

Assignments

Exams

Discussions

Classes

Messages

Contents

☰ PART ONE-Complete somatic sense slides (no sound) & 5 WinRAR Sounded files

Access date: 2020/03/14

☰ PART TWO-Complete Hearing sense slides (no sound) & 5 WinRAR Sounded files

Access date: 2020/03/14





Note: Some contents are Flash format. It is recommended to use Firefox browser or turn on Flash content in any other browsers.

Contents ¹ Assignments Exams Discussions Classes Messages

Contents

☰ **PART ONE-Complete somatic sense slides (no sound) & 5 WinRAR Sounded files** Access date: 2020/03/14

First download all 5 WinRAR files and save them to a folder and then extract
The file is sounded
Please message me if it's a problem

Files

- 📎 English-Sensory Physiology-Guyton.pptx
- 📎 Sounded English-Sensory Physiology-Guyton.part1.rar
- 📎 Sounded English-Sensory Physiology-Guyton.part2.rar
- 📎 Sounded English-Sensory Physiology-Guyton.part3.rar
- 📎 Sounded English-Sensory Physiology-Guyton.part4.rar

❖ In some cases, you need to confirm your lesson or reading. It helps your professor to see your progress clearly.



5 Assignments

You can answer assignments that are prepared for you.

Course management / فیزیولوژی اعصاب و حواس ویژه

List of courses



فیزیولوژی اعصاب و حواس ویژه

📅 982

👤 Group 99

📖 1.5 Credits

👥 29 Students

📖 Course Introduction ?

Contents	2
Assignment	0
Exams	0
Message	0
Discussions	0
Classes	0

Contents ¹

Assignments

Exams

Discussions

Classes

Messages

Assignments



In Navid System, you can send messages to your instructor(s).



Also, you can submit your assignment if the deadline is passed.

However, your instructor(s) will notice the deadline. In this case, you have submitted this assignment with delay. Don't waste time.

We kindly urge you to hand in your assignments on time! 😊



6 Discussion Group

You can participate in class discussions. To support your arguments or describe your idea, you can also attach a file.



Discussion

To show your answer in discussions, you may to know two things:

- Normally, teaching team decide and approve your answers.
- If the instructor(s) gives you permission, your answer display immediately.



7 Exams

If an exam is designed for you, you can participate in the exam section and see the result at the end.

Contents ¹

Assignments

Exams

Discussions

Classes

Messages

- For descriptive questions, you will be notified after your instructors' correction to see your score.
- In other questions' formats such as multiple choice, you will be aware of the result immediately after the exam.



8 Inbox & Messages

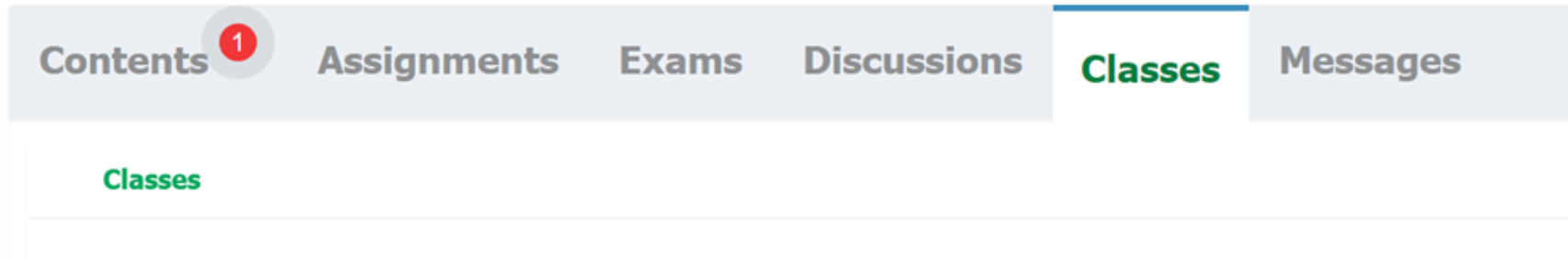
This section is quite like your email. You can send a new message to your instructor or other classmates.

The screenshot displays the 'Messages' section of a learning management system. At the top, a navigation bar includes 'Contents', 'Assignments', 'Exams', 'Discussions', 'Classes', and 'Messages'. Below this, there are tabs for 'New Message', 'All message', and 'Sent'. The main content area features a form for creating a new message, with a 'Title' field and a 'Message' body. The 'Message' body includes a rich text editor with various formatting and editing tools.



9 Classes

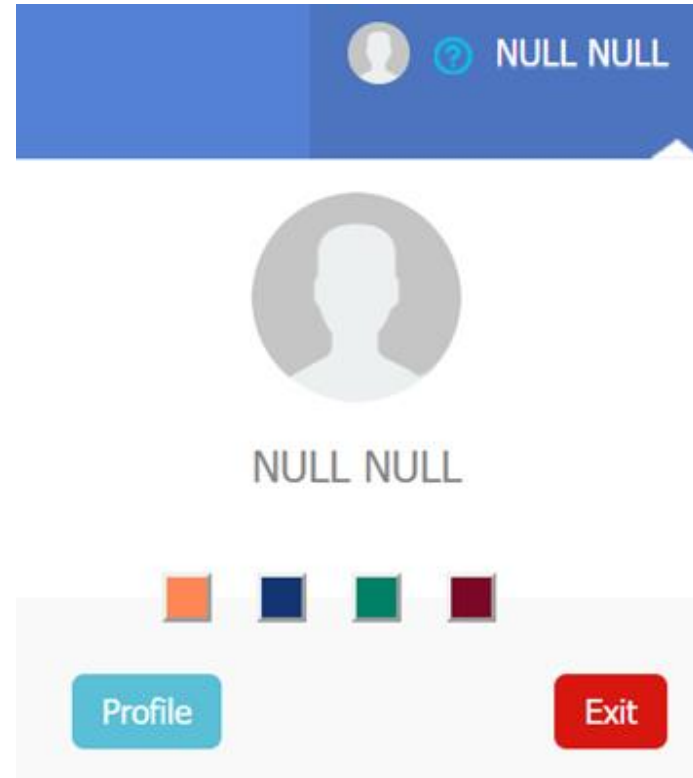
If you have a virtual class defined, you can use the link to enter this section for virtual class panel.





10 Your Account

In the above left, you can select a photo for your profile. You can also change your password and some personal information.



☞ To keep your account safe and secure, be sure to click **Exit** every time when you end up with you Navid Panel.

MEDICAL
UNIVERSITY
— of —
ISFAHAN

Your Education
Your Way

Good Luck

